

IVIS | XenoLight CF™

Fluorescent Dye Kits for *In Vivo* Imaging

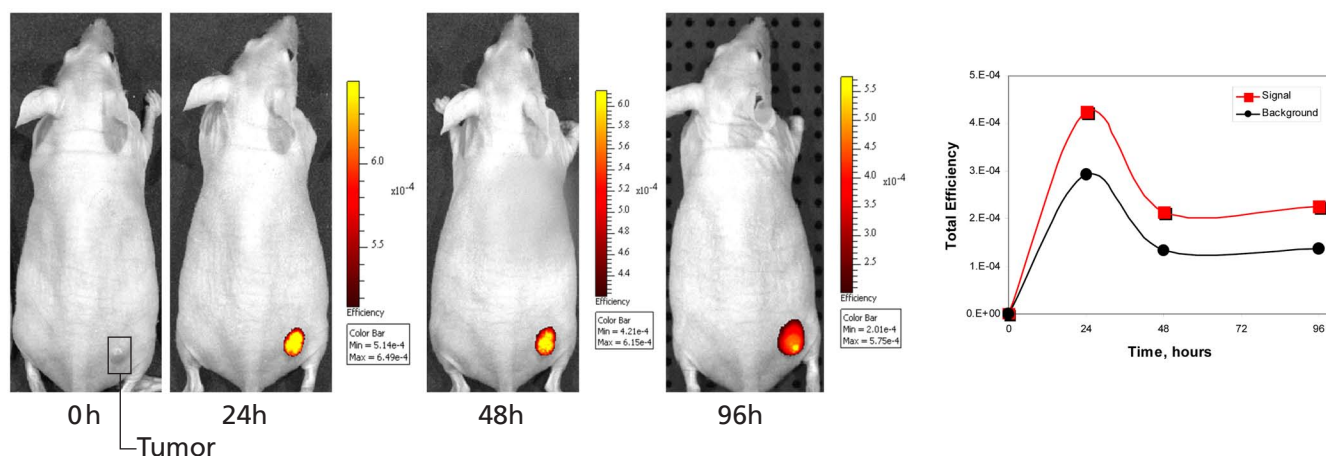
XenoLight Kits

- Available in 680, 750 or 770 nm
- Label any protein, peptide or antibody
- Optimized filter sets for IVIS Imaging Systems
- Highly specific, bright and offer improved half life

XenoLight CF labeling kits provide a flexible solution for labeling proteins, peptides or antibodies. Available in a 680 nm, 750 nm or 770nm dye formulation, XenoLight CF kits are ideal for *in vivo* optical imaging. The low immunogenicity coupled with high solubility and >95% reactivity results in conjugates that are highly specific, bright and with improved half life.

Caliper's XenoLight CF Rapid Antibody Labeling kits are designed for preparing fluorescently labeled antibodies for *in vivo* imaging in small animals. Each kit contains one of our superior near-IR XenoLight CF dyes and everything else you need for carrying out the labeling reaction and purifying the labeled product.

Flexibility – Label any Protein, Peptide or Antibody with XenoLight Kits

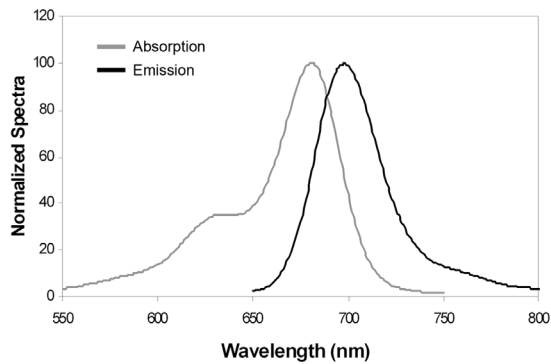


The figure above shows LL/2 tumor targeting by a XenoLight CF750 conjugated antibody. Mice were imaged at 0, 24, 48 and 96 hours after i.v. injection of the probe and imaged with IVIS Spectrum using the 710 nm excitation and 780 nm emission filters.

The chart on the right shows fluorescent signal expressed in total efficiency from the tumor. Notice the improved half life. Measurements are an average of two mice.

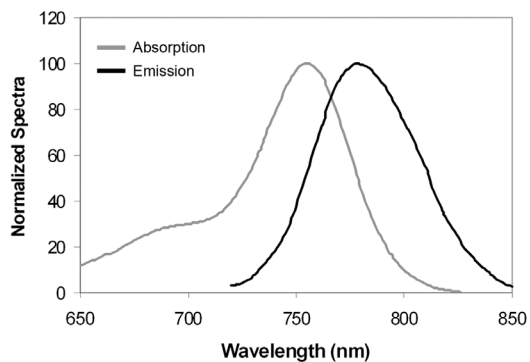
Dye Characteristics

XenoLight CF 680



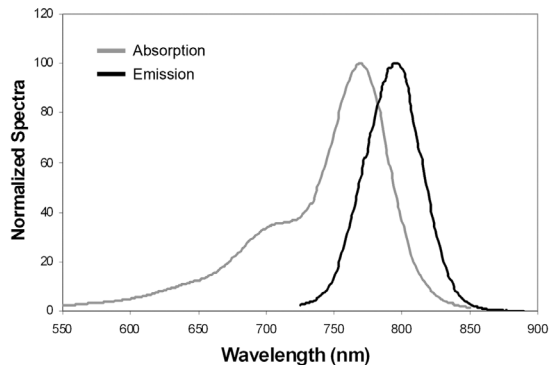
Peak Excitation: 681 nm IVIS Filter Sets: 640 ex/700 em
Peak Emission: 698 nm 675 ex.720 em

XenoLight CF 750



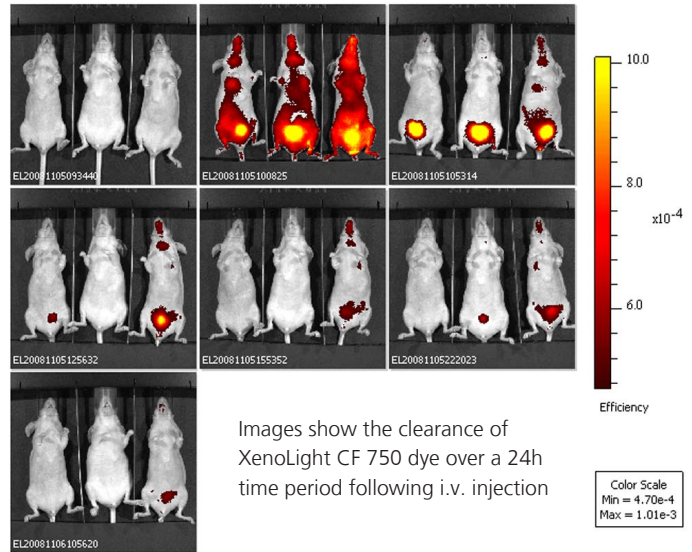
Peak Excitation: 755 nm IVIS Filter Sets: 710 ex/780 em
Peak Emission: 775 nm 745 ex.800 em

XenoLight CF 770



Peak Excitation: 770 nm IVIS Filter Sets: 745 ex/800 em
Peak Emission: 797 nm

Dye Clearance *In Vivo*



Part Number	Fluorescent Reagents offered
125673	XenoLight CF 680 - Rapid antibody labeling kit (3 labelings)
125674	XenoLight CF 750 - Rapid antibody labeling kit (3 labelings)
125675	XenoLight CF 770 - Rapid antibody labeling kit (3 labelings)
125676	XenoLight CF 680 - Near IR fluorescent dye (1 μ mole)
125677	XenoLight CF 750 - Near IR fluorescent dye (1 μ mole)
125678	XenoLight CF 770 - Near IR fluorescent dye (1 μ mole)

Label License

This product is provided under an Agreement between Biotium and Caliper Life Sciences. The manufacture, use, sale or import of this product is subject to one or more of pending patent applications owned by Biotium. The purchase of this product conveys to the buyer the non-transferable right to use the purchased amount of the product and components of the product in research conducted by the buyer, where such research does not include testing, analysis or screening services for any third party in return for compensation on a per test basis. The buyer cannot sell or otherwise transfer (a) this product (b) its components or (c) materials made using this product or its components to a third party or otherwise use this product or its components or materials made using this product or its components for Commercial Purposes. For information on purchasing a license to this product for purposes other than research, contact Biotium, Inc., Business Development, 3423 Investment Blvd, Suite 8, Hayward, CA 94545, Tel: 510-265-1027, Fax: 510-265-1352.



Corporate Headquarters
68 Elm Street
Hopkinton, MA 01748-1668

Tel: 1.508.435.9500
Email: cust.support@caliperLS.com
www.caliperLS.com

©2009 Caliper Life Sciences, Inc. All rights reserved.
Caliper, the Caliper logo, XENOGEN, IVIS, XenoLight and Living Image are trademarks and/or trademarks of Caliper Life Sciences, Inc.